

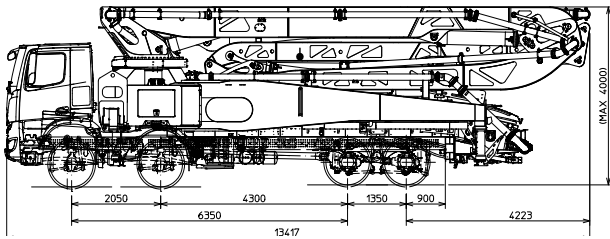
K53H

TRUCK-MOUNTED CONCRETE BOOM PUMP

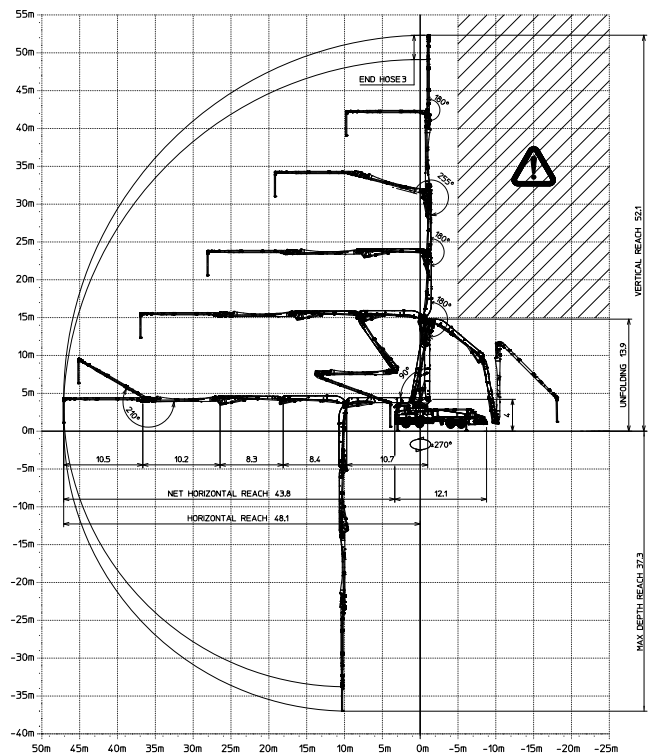
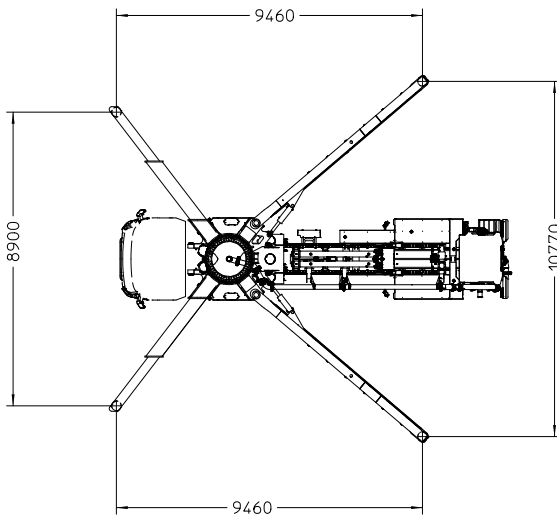
Placing boom	B5RZ 53/48
Pumping unit	HP1808ECX
Driven by	PTO or gear box
Chassis	4-5 axles



Dimensions



Dimensions vary according to truck assembly



K53H

Standard equipment

- Placing boom B5HRZ 53/48, 5 sections, pipeline diameter 125 mm, "RZ" folding system
- 4th, 5th boom sections made of light and resistant CIFA CARBOTECH composite material. 1st, 2nd and 3rd sections made of high strength steel
- Assembly on 4 - 5 axles truck
- Fully hydraulic outrigger controls on both sides of the truck
- Front "X" style diagonal outriggers with double telescopic opening and swing-out rear outriggers
- Safety device on opening inspection hatch
- Pumping unit with closed loop HP1808ECX, 10 inch S valve
- 2 Proportional radio control with 20 mt cable
- Double thickness boom straight pipes, in high resistant steel and insert carbide crome - CIFA LLT Long Life Top
- Double thickness concrete pipes on the base, in high resistant steel and insert carbide crome - CIFA Long Life Pipes
- High resistance plate and wear ring with crome carbide inserts
- Remote controlled electric vibrator placed on the concrete hopper grid
- Centralized lubrication system for pumping unit
- Automatic oil lubrication system for pumping pistons
- Additional manual lubrication system for pumping pistons
- Rear light on hopper
- Accessories for cleaning and pipes washing
- Fiber glass hopper covering
- Medium pressure water pump (50l/50bar)

Control system

- Smartronic Gold
 - ASC Advanced stability control
 - Auto RPM engine speed adjustment
 - Working ramps kit for the pumping unit
 - LCD monitor
 - Counters
 - Pumping unit management
 - Diagnostics
 - Capsense rear control panel

Main Options

- High pressure water pump 28l / 120 bar
- Air compressor for pipeline cleaning
- Centralized lubrication system for placing boom
- Air pipeline for placing boom
- Separated emergency engine kit for independent control of the concrete pumping unit, boom and water pump
- Concrete shut-off valve
- Rear camera for easy manoeuvring
- Proportional radio control with display

TRUCK-MOUNTED CONCRETE BOOM PUMP

Placing boom	B5RZ 53/48
Pumping unit	HP1808ECX
Driven by	PTO or gear box
Chassis	4-5 axles

Pumping unit technical data

Model		HP1808ECX
Max. theoretical output	<i>m³/h</i>	180
Max. pressure on concrete	<i>bar</i>	83
Concrete cylinders (diam. x stroke)	<i>mm</i>	260x2100
Concrete hopper capacity	<i>l</i>	600
Hydraulic circuit		closed

Placing boom technical data

Model		B5RZ 53/48
Pipeline diameter	<i>mm</i>	125
Max. vertical reach	<i>m</i>	52,1
Max. horizontal distance (from center of slewing axis)	<i>m</i>	48,1
Min. unfolding height	<i>m</i>	13,9
Section numbers		5
1st section opening angle		90°
2nd section opening angle		180°
3rd section opening angle		180°
4th section opening angle		255°
5th section opening angle		180°
Rotating angle		± 270°
End hose length	<i>m</i>	3

Technical data and characteristics subject to modifications without notice