

# GBW15Y



## Main Features

Frequency	Hz	50
Voltage	V	400
Power factor	cos $\phi$	0.8
Phase		3

## Power Rating

Emergency Standby Power ESP	kVA	13.46
Emergency Standby Power ESP	kW	10.77
Prime power PRP	kVA	12.61
Prime power PRP	kW	10.09

### Ratings definition (ISO-8528)

#### ESP - Emergency Standby Power:

It is the maximum power available during a variable electrical power sequence, under the stated operating conditions, for which a generating set is capable of delivering in the event of a utility power outage or under test conditions for up to 200 h of operation per year with the maintenance intervals and procedures being carried out as prescribed by the manufacturers. The permissible average power output over 24 h of operation shall not exceed 70 % of the ESP.

#### PRP - Prime Power:

It is defined as being the maximum power which a generating set is capable of delivering continuously whilst supplying a variable electrical load when operated for an unlimited number of hours per year under the agreed operating conditions with the maintenance intervals and procedures being carried out as prescribed by the manufacturer. The permissible average power output over 24 h of operation shall not exceed 70 % of the prime power.

## Engine specifications

Engine Brand		Yanmar
Model		3TNV88F-UGPGE
[50Hz] Exhaust emission level		Stage V
Engine cooling system		Water
Nr. of cylinder and disposition		3 in line
Displacement	cm <sup>3</sup>	1642
Aspiration		Natural
Speed governor		Mechanical
Prime gross power PRP	kW	12.4
Maximum gross power LTP ESP	kW	13.2
Oil capacity	l	6.7
Coolant capacity	l	2
Fuel		Diesel
Specific fuel consumption 75% PRP	g/kWh	227
Specific fuel consumption PRP	g/kWh	225
Starting system		Electric
Starting engine capability	kW	1.2
Electric circuit	V	12



## Engine Equipment

### Standards

The above ratings represent the engine performance capabilities to conditions specified in ISO 8528/1, ISO 3046/1:1986, BS 5514/1

### Fuel system

- Direct injection system
- Fuel filter paper element
- Fuel pump Bosch in-Line

### Lube oil system

- Forced feed system
- Trochoid pump
- Paper element lube oil filter

### Induction system

- Mounted air filter

### Cooling system

- Thermostatically-controlled system with gear-driven circulation pump and belt-driven pusher fan
- Mounted radiator and piping

## Alternator Specifications

Alternator		Linz
Model		E1S13MD
Voltage	V	400
Frequency	Hz	50
Power factor	$\cos \phi$	0.8
Poles		4
Type		Brushes
Voltage tolerance	%	4
Efficiency @ 75% load	%	85.4
Class		H
IP protection		21



### Mechanical structure

Robust mechanical structure which permits easy access to the connections and components during routine maintenance check-ups.

### Voltage accuracy:

$\pm 4\%$  from no load to full load,  $\cos \phi = 0.8$  at constant rotation speed.

### Output voltage wave form:

The low harmonic content ( $<5\%$ ) allows supplying any type of load, including distorting loads.

### Short circuit current:

In case of short circuit the permanent current exceeds rated current by three times, ensuring the correct operation of protections.

### Overload:

10% overload for one hour every 6 hours is normally accepted. Short overloads can be very high (three times the rated current).

## Genset equipment

### BASE FRAME MADE OF WELDER STEEL PROFILE, COMPLETE WITH:

- Anti-vibration mountings properly sized
- Visual fuel level indicator
- Integrated support legs.




### PLASTIC FUEL TANK, COMPLETE WITH:

- Filler neck
- Air breather (ventilation pipe)
- External fuel refilling




### OIL DRAINING PIPE WITH CAP:

- Oil draining facilities




### CANOPY:

- Single piece hinged soundproof canopy equipped with pneumatic arms and handles to lift up the canopy allowing easy access to the genset for maintenance purposes.
- Simple handling operations with central lifting eye



### SOUNDPROOF:

- Noise attenuation thanks to soundproofing material (polyurethane foam) and efficient residential silencer placed inside the canopy.



### Dimensional data

Length	(L) mm	1645
Width	(W) mm	870
Height	(H) mm	1072
Dry weight	kg	465
Fuel tank capacity	l	51
Fuel tank material		Plastic



### Autonomy

Fuel consumption @ 75% PRP	l/h	2.53
Fuel consumption @ 100% PRP	l/h	3.32
Running time 75% PRP	h	20.16
Running time 100% PRP	h	15.36

### Noise level

Guaranteed noise level (LWA)	dB(A)	93
Noise pressure level @ 7 m	dB(A)	64



### Installation data

Total air flow	m <sup>3</sup> /min	29.92
Exhaust gas flow	m <sup>3</sup> /min	0.026
Exhaust gas temperature	°C	425

### Electrical Data

Battery capacity	Ah	70
Max current	A	19.43
Circuit breaker	A	20

### Control panel availability

MANUAL CONTROL PANEL	MCP
AUTOMATIC CONTROL PANEL	ACP

## MCP - Manual control panel

Manual control panel, mounted on the genset and complete of: instrumentation, control, protection and sockets

### INSTRUMENTATION (ANALOGUE)

- Voltmeter (1 phase)
- Ammeter (1 phase)
- Hours-counter

### COMMANDS AND OTHERS

- Start/stop selector switch with key (Glow plugs preheating function also included).
- Emergency stop button

### PROTECTION WITH ALARM

- Battery charger failure
- Low oil pressure
- High engine temperature
- Earth Fault

### PROTECTIONS WITH SHUTDOWN


- Battery charger failure
- Low oil pressure
- High engine temperature
- Circuit breaker protection: III poles

### OTHERS

- Cover protection power switch

### OUT PUT PANEL MCP

Socket kit	Standard	
Thermal protections		
3P+N+T CEE 400V 32A	n	1
3P+N+T CEE 400V 16A	n	1
2P+T CEE 230V 16A	n	2
230V 16A SCHUKO	n	1



## ACP - Automatic control panel

Automatic control panel mounted on the genset, complete with digital control unit for monitoring, control and protection of the generating set.

### INSTRUMENTATION DIGITAL

- Mains voltage.
- Generating set voltage (3 phases).
- Generating set frequency.
- Generator set current.
- Battery voltage
- Hours-counter.

### COMMANDS AND OTHERS

- Operation modes: OFF - Manual Starting - Automatic Starting.
- Push-buttons: start/stop, fault reset, up/down/page/enter selection.
- Emergency stop button.
- Remote starting availability.
- Automatic battery charger.
- USB port.

### PROTECTIONS WITH ALARM

- Engine protections: low oil pressure, high engine temperature
- Genset protections: under/over voltage, overload, under/over frequency, starting failure, under/over battery voltage, battery charger failure

### PROTECTIONS WITH SHUTDOWN


- Engine protections: low oil pressure, high engine temperature
- Genset protection: under/over voltage, overload, under/over battery voltage
- Circuit breaker protection: III poles
- Differential protection

### OTHERS

- Cover protection Power switch

### OUT PUT PANEL ACP

Plinth row for connection from ACP to LTS panel.		√
3P+N+T CEE 400V 32A	n	1



**Supplements:**

To be ordered with equipment (when necessary) :

---

**ENGINE SUPPLEMENTS**

---

PHS - Coolant Pre-Heating System ACP

---



## Accessories

Items available as accessory equipment

Site trailer

•

Road Trailer

•



### LTS - Load Transfer Switch [Accessories for ACP Automatic Control Panel]

The Load Transfer Switch (LTS) panel operates the power supply changeover between the generator and the Mains in backup applications, guarantying the feeding to the load within a short period of time.

It consists of a standalone cabinet which can be installed separate from the generating set. The logic control of the power supply changeover is operated by means of the Automatic Control panel mounted on the generating set, so therefore none logic device is required on the LTS panel.



The information is aligned with the Data file at the time of download.  
Printed on 11/12/2024 (ID 13466)

©2024 | PR Industrial S.r.L unipersonale – Loc. Il Piano – 53031 Casole d'Elsa (SI) – ITALY. Company subject to the management and coordination of Generac Power Systems Inc. | All rights reserved | Image shown may not reflect actual package. Specifications subject to change without notice